

GJM CONSULTING, INC.
P.O. Box 546 HELOTES, TEXAS 78023
TEL: (210) 695-2005 FAX: (210) 695-8028

FIELD REPORT 0806 - 02

JUNE 4, 2008

San Antonio Housing Authority
457 Precious
P.O. Box 831529
San Antonio, Texas 78283 - 1529

PROJECT Testing of windows and structural wall area at the perimeter of the window unit for verification of resistance to water penetration. Exterior wall material had been removed and new flashing material installed between the window frame and structural wall material. Some of the existing sliding window units had been removed and new units installed. Exterior finish wall materials reinstalled, sealed and repainted.

Water penetration testing conducted June 2, and 3, 2008 by applying test water to the exterior surface of the construction joint between the installed window unit frames and the adjacent wall construction

PROCEDURE: Water penetration test conducted following the AAMA 501.2 Field Check procedure. In this procedure, The water is applied through a specific nozzle at a nozzle inlet pressure of 30 psi. The nozzle is held one foot away from and perpendicular to the surface to be tested, it is move back and forth allowing the water to be applied to five feet of surface for a period of five minutes. Interior surfaces are under observation during the test water application.

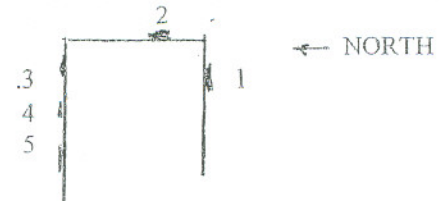
DATE	TEST LOCATIONS
June 2, 2008	No. 1. Residence at 434 Mathews No. 2. Residence at 638 Mathews No. 3. Residence at 738 Mathews
June 3, 2008	No. 4. Residence at 402 Precious No. 5. Residence at 634 Mathews

Five sheets recording the test water locations and time at each residence are attached.

End of report


George J. Muires
Vice President, GJM Consulting, Inc.

TEST LOCATION No. 4 SCHMATIC plan of residence with
 402 Precious location of windows tested indicated



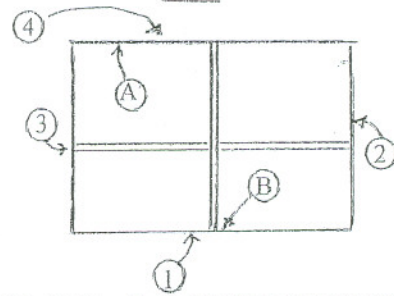
WINDOW NUMBER 1

Water Applied

- 1 9:37 AM - 9:43 AM - 6 minutes
- 2 9:43 AM - 9:48 AM - 5 minutes
- 3 9:48 AM - 9:53 AM - 5 minutes
- 4 9:53 AM - 9:59 AM - 5 minutes

No water penetration to the interior between window frame and wall observed.

- (A) Water entered between glass and seal at top of glass flowed down interior surface of glass.
- (B) Water on wood sill. Appeared to have penetrated corner joint of window frame.



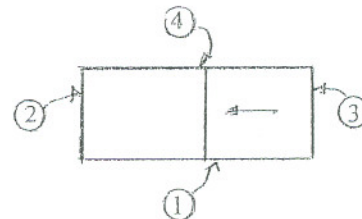
TWO 3'-0" x 5'-0" SINGLE HUNG UNITS

WINDOW NUMBER 2

Water Applied

- 1 10:05 AM - 10:10 AM - 5 minutes
- 2 10:10 AM - 10:15 AM - 5 minutes
- 3 10:15 AM - 10:18 AM - 3 minutes
- 4 10:18 AM - 10:23 AM - 5 minutes

No water penetration to the interior observed.



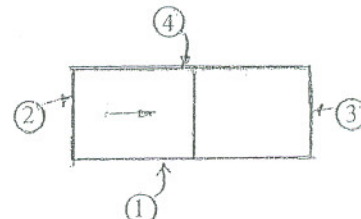
3'-0" x 5'-0" SLIDING WINDOW

WINDOW NUMBER 3

Water Applied

- 1 10:26 AM - 10:31 AM - 5 minutes
- 2 10:31 AM - 10:34 AM - 3 minutes
- 3 10:34 AM - 10:37 AM - 3 minutes
- 4 10:37 AM - 10:42 AM - 5 minutes

No water penetration to the interior observed.



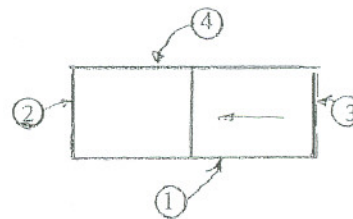
3'-0" x 5'-0" SLIDING WINDOW

WINDOW NUMBER 4

Water Applied

- 1 10:43 AM - 10:48 AM - 5 minutes
- 2 10:48 AM - 10:51 AM - 3 minutes
- 3 10:51 AM - 10:54 AM - 3 minutes
- 4 10:54 AM - 10:59 AM - 5 minutes

No water penetration to the interior observed.



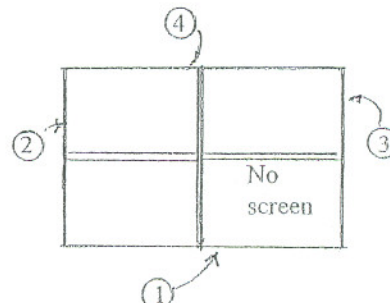
3'-0" x 5'-0" SLIDING WINDOW

WINDOW NUMBER 5

Water Applied

- 1 11:12 AM - 11:18 AM - 6 minutes
- 2 11:18 AM - 11:23 AM - 5 minutes
- 3 11:23 AM - 11:28 AM - 5 minutes
- 4 11:28 AM - 11:34 AM - 6 minutes

No water penetration to the interior observed.



TWO 3'-0" x 5'-0" SINGLE HUNG UNITS