

GJM CONSULTING, INC.

P.O. Box 546 HELOTES, TEXAS 78023
TEL: (210) 695-2005 FAX: (210) 695-8028

FIELD REPORT 0806 - 07

JUNE 11, 2008

San Antonio Housing Authority
457 Precious
P.O. Box 831529
San Antonio, Texas 78283 - 1529

PROJECT Testing of windows and structural wall area at the perimeter of the window unit for verification of resistance to water penetration. Exterior wall material had been removed and new flashing material installed between the window frame and structural wall material. Some of the existing sliding window units had been removed and new units installed. Exterior finish wall materials reinstalled, sealed and repainted.

Water penetration testing conducted June 6, 9, 10, and 11, 2008 by applying test water to the exterior surface of the construction joint between the installed window unit frames and the adjacent wall construction. The test water also covered the window frame and perimeter glazing joints.

PROCEDURE: Water penetration test conducted following the AAMA 501. 2 Field Check procedure. In this procedure, The water is applied through a specific nozzle at a nozzle inlet pressure of 30 psi. The nozzle is held one foot away from and perpendicular to the surface to be tested, it is move back and forth allowing the water to be applied to five feet of surface for a period of five minutes. Interior surfaces are under observation during the test water application.

DATE	TEST LOCATIONS
June 6, 2008	No. 6. Residence at 514 Mathews No. 7. Residence at 4019 San Luis
June 9, 2008	No. 8. Residence at 127 Villa Grande
June 10, 2008	No. 9. Residence at 4026 El Paso No. 10. Residence at 4136 El Paso
June 11, 2008	No. 11. Residence at 1603 NW 26 Th. Street

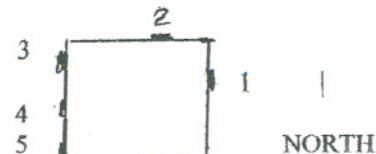
Seven pages recording the test water locations and time at each residence are attached. Points of water penetration observed are noted on these pages.

End of report


George J. Múyres
Vice President, GJM Consulting, Inc.

TEST LOCATION No 7
4019 San Luis

SCHMATIC plan of residence with
location of windows tested indicated

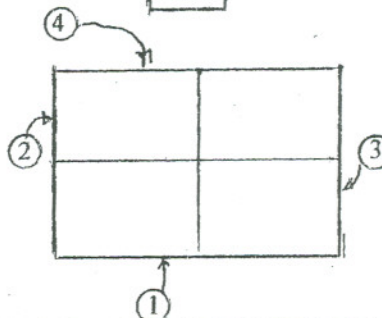


WINDOW NUMBER 1

Water Applied

- 1 11:45 AM - 11:51 AM - 6 minutes
- 2 11:51 AM - 11:56 AM - 5 minutes
- 3 11:56 AM - 12:01 PM - 5 minutes
- 4 12:01 PM - 12:07 PM - 5 minutes

No water penetration to the interior
between window frame and wall observed.



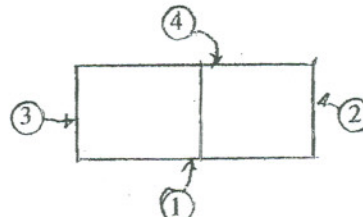
TWO 3'-0" x 5'-0" SINGLE HUNG UNITS

WINDOW NUMBER 2

Water Applied

- 1 12:11 PM - 12:16 PM - 5 minutes
- 2 12:16 PM - 12:19 PM - 3 minutes
- 3 12:19 PM - 12:22 PM - 3 minutes
- 4 12:22 PM - 12:27 PM - 5 minutes

No water penetration to the interior observed.



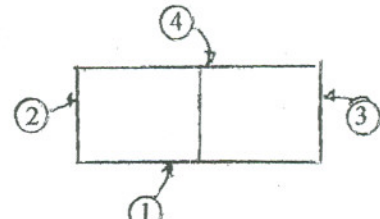
3'-0" x 5'-0" SLIDING WINDOW

WINDOW NUMBER 3

Water Applied

- 1 12:32 PM - 12:37 PM - 5 minutes
- 2 12:37 PM - 12:40 PM - 3 minutes
- 3 12:40 PM - 12:43 PM - 3 minutes
- 4 12:43 PM - 12:48 PM - 5 minutes

No water penetration to the interior observed.



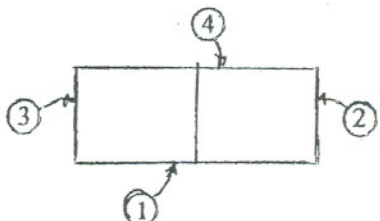
3'-0" x 5'-0" SLIDING WINDOW

WINDOW NUMBER 4

Water Applied

- 1 12:50 PM - 12:55 PM - 5 minutes
- 2 12:55 PM - 12:58 PM - 3 minutes
- 3 12:58 PM - 1:01 PM - 3 minutes
- 4 1:01 PM - 1:06 PM - 5 minutes

No water penetration to the interior observed.



3'-0" x 5'-0" SLIDING WINDOW

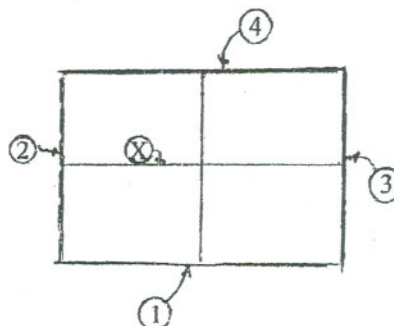
WINDOW NUMBER

Water Applied

- 1 1:07 PM - 1:12 PM - 6 minutes
- 2 1:12 PM - 1:17 P.M. - 5 minutes
- 3 1:17 PM - 1:22 PM - 5 minutes
- 4 1:22 PM - 1:28 PM - 6 minutes

No water penetration to the interior
between window frame and wall observed

(X) Water between glass and seal.
Bottom of glass not tight at frame.



TWO 3'-0" x 5'-0" SINGLE HUNG UNITS